

BestExHub ANALYSIS

**MAKING SENSE OF
BEST EXECUTION QUALITY DATA**






ABOUT US

- BestExHub was founded in 2017 by Chris Lees and Dan Mathews, following conversations with major asset managers and broker firms.
- BestExHub is specifically designed to
 - **comply** with the new MiFID II best execution publication requirements,
 - bring **transparency** to best execution reporting,
 - help firms **make sense** of the new best execution data.
- BestExHub has RTS 28/DA65 reports from over 400 firms on the BestExHub platform, and onboarding RTS 27 reports.



HELPING TO COMPLY, ACCESS AND MAKE SENSE OF BEST EXECUTION QUALITY REPORTS

BestExHub Service		
	BestExHub PUBLICATION	Publish RTS 27 and RTS 28/DA65 Best Execution reports on dedicated BestExHub page in machine-readable format and freely accessible to the public
	BestExHub DATA	Access RTS 27 <u>and</u> RTS28/DA65 Best Execution report data in one standardised format through the BestExHub API.
	BestExHub ANALYSIS	Aggregated RTS28/DA65 Best Execution analysis reports providing insights into client's, competitor's and broker's top five brokers and venues



**Best execution quality reports
provide a valuable insight into
your clients and competitors**

09/07/2018



**TO DATE, BESTEXHUB HAS ONBOARDED
AND NORMALISED EXECUTION QUALITY
DATA FROM **OVER 400 ASSET
MANAGERS AND BROKERS****

09/07/2018



BestExHub ANALYSIS SERVICE



- Customised reports to view
 - **BestExHub Analysis Report**
 - RTS 28 and DA 65 activity heatmap reports, with filtering by class of instrument and client category.
 - **BestExHub Ranking Summary**
 - Provides a snapshot of number of times a destination is listed in the top 5 across both RTS 28 and DA 65.
 - **Destination Locator**
 - Locates appearances of given destination(s) across all RTS 28 and DA 65 reports.



BestExHub ANALYSIS SERVICE



BestExHub Analysis Report will help identify:

- The top five destinations (brokers/venues) used by your
 - Clients
 - Competitors
- Firms which included you (or your competitors) as their destination
 - % of your clients' professional or retail client or SFT flow executed by either
 - volume traded,
 - orders executed,
 - passive/aggressive flow (where available),
 - directed flow (where available).
- **BestExHub Ranking Summary Report** provides a snapshot of number of times a destination is listed within the top 5, and top 1 to 5 reports, by each destination.



ANALYSIS REPORT



Activity heatmap reports are selected by:

- Class of financial instrument
- Client category either:
 - Retail
 - Professional
 - Securities Financing Transactions
- Report type either:
 - RTS 28 (Top 5 venue)
 - DA 65 (top 5 broker)
- Measured by
 - % Volume traded,
 - % Orders executed
 - % Passive orders
 - % Aggressive orders
 - % Directed order flow
- Option to exclude low volume data
- Option to include all destination data or limit to specific subset

BestExHub
MEM & Best Execution Report Hub

Resources | FAQs | Contact | Analysis | Logout

Search firm / venue

Analysis Report

Report Type: DA 65 | Report Period: 2017 | Category: Professional

Class Of Instrument: Equities - Shares & Depository Receipts All tick sizes (2017)

Measure: Volume Traded | Include Low Volume?: No | Run Report

Filter Firm: Filter by name or LEI | Highlight Only: goldman.sachs.ubj

	Destination 1	Destination 2	Destination 3	Destination 4	Destination 5
AHL Partners LLP (Man Group)	Morgan Stanley & Co International PLC 11.76%	Credit Suisse Securities (Europe) Limited 9.17%	Morgan Stanley & Co LLC 8.30%	Goldman Sachs International 8.08%	UBS Limited 5.30%
APG Asset Management NV	ING Bank NV 53.75%	INVESTMENT TECHNOLOGY GROUP LIMITED 33.44%	UBS Limited 8.14%	EXANE LIMITED 1.99%	Credit Suisse AG 1.53%
AXA Investment Managers GS Limited	Citigroup Global Markets Limited 11.96%	Deutsche Bank Aktiengesellschaft 10.34%	Merrill Lynch International 8.63%	J.P. Morgan Securities PLC 8.13%	Credit Suisse AG 6.27%
AXA Investment Managers UK Limited	AXA ROSSIEBEG INVESTMENT MANAGEMENT LLC 42.35%	AXA INVESTMENT MANAGERS GS LIMITED 23.90%	AXA INVESTMENT MANAGERS ASIA (SINGAPORE) LTD 12.02%	AXA INVESTMENT MANAGERS IF 3.94%	INVESTMENT TECHNOLOGY GROUP LIMITED 1.88%
Aberdeen Asset Investments Limited	Goldman Sachs International 62.20%	J.P. Morgan Securities PLC 16.37%	Bank of America Merrill Lynch International Limited 10.78%	Credit Suisse International 7.28%	UBS AG 1.14%
Aberdeen Asset Managers Limited	Aberdeen Asset Management Inc 29.43%	Goldman Sachs International 15.43%	LIQUIDNET EUROPE LIMITED 8.84%	Aberdeen Asset Management Asia Limited 8.12%	INVESTMENT TECHNOLOGY GROUP LIMITED 7.24%
Aberforth Partners LLP	ARDEN PARTNERS PLC 0.28%	INVESTEC BANK PLC 0.09%	PEEL HUNT LLP 0.08%	WINTERFLOOD SECURITIES LIMITED 0.03%	LIQUIDNET EUROPE LIMITED 0.04%
Amundi Deutschland GmbH	Deutsche Bank Aktiengesellschaft 11.34%	Barclays 11.23%	Morgan Stanley 10.23%	Credit Suisse 8.46%	UBS 6.24%
Asset Management One International Ltd	MIZHO INTERNATIONAL PLC 10.00%	MIFG Securities EMEA PLC 16.00%	SMBC Nikko Capital Markets Limited 14.00%	Daiwa Capital Markets Europe Limited 14.00%	UBS Limited 13.00%
Aviva Investors Global Services Limited	Goldman Sachs International 14.14%	Citigroup Global Markets Limited 13.35%	UBS AG 10.10%	Credit Suisse Securities (Europe) Limited 9.14%	HSBC BANK PLC 8.47%
BNY Mellon Capital Markets EMEA Limited	Credit Suisse Securities (Europe) Limited 34.45%	BNY Mellon Capital Markets, LLC 21.02%	INVESTMENT TECHNOLOGY GROUP LIMITED 20.09%	Morgan Stanley Securities Limited 10.61%	de Volksbank NV 8.25%
Baillie Gifford Overseas Limited	UBS AG 13.57%	Merrill Lynch International 10.97%	HSBC BANK PLC 9.12%	213802RIB7BE6XQMH8 8.30%	Morgan Stanley & Co International PLC 8.28%
Banka Nomura France	INSTRINET EUROPE LIMITED 94.10%	Nomura International PLC 5.90%			
Barclays Bank PLC	INVESTMENT TECHNOLOGY GROUP LIMITED 44.14%	JSE Devy 30.74%	WOOD & Company Financial Services, s.s. 3.97%	213802KARRLA1VBM44 0.00%	
Barclays Capital Services Limited	213800UBAH4E285QJ05 44.18%	ABSA CAPITAL SECURITIES PROPRIETARY LIMITED 15.82%	INVESTMENT TECHNOLOGY GROUP LIMITED 15.40%	WINTERFLOOD SECURITIES LIMITED 6.67%	JSE Devy 5.99%
BlackRock Asset Management Deutschland AG	BlackRock International Limited 88.30%	BlackRock Financial Management Inc 5.05%	BlackRock (Singapore) Limited 4.70%	BlackRock Asset Management North Asia Limited 1.95%	
BlackRock Investment Management (UK) Limited	BlackRock International Limited 54.39%	BlackRock Financial Management Inc 29.96%	BlackRock Asset Management North Asia Limited 11.50%	BlackRock (Singapore) Limited 4.48%	

RANKING SUMMARY REPORT



Ranking summary reports are selected by:

- Class of financial instrument
- Report type (Top 5 venue / top 5 broker, or Both),
- Category (Retail, Professional, SFT)
- Based on either % Volume traded, % Orders
- Option to exclude firm data with notification of less than one average trade per day

	Number Of Appearances					
	Total	Position 1	Position 2	Position 3	Position 4	Position 5
LONDON STOCK EXCHANGE XLON	27	10	3	2	3	3
Morgan Stanley & Co International PLC dPOJH3jPFQNFjBB653	22	12	2	3		5
INVESTMENT TECHNOLOGY GROUP LIMITED 213800EE99PLUCEUP93	20	5	2	5	5	3
UBS Limited REVIEAN7KZH5UM3555	20	0	5	3	3	3
XETRA XETR	20	1	5	7	4	3
CBOE EUROPE - CBE ORDER BOOKS CHX	19		4	7	2	0
Goldman Sachs International W3LR0W929ZDNBB9328	19	7	4	2	4	2
Merrill Lynch International GGZPLUJGJ5TUMHRD48	17	4	2	4	2	5
Indinet Europe Limited 213800KAKSLAU1BM44	16	9		2	4	1
Credit Suisse Securities (Europe) Limited DLFFRR17J5G1HE2M4	16	2	3	5	4	1
J.P. Morgan Securities PLC K5Q9W9SLUJQJ32	16	4	5	2	3	1
UBS AG BFMETSUJLJOCENK90	16	1	1	7	5	1
EURONEXT - EURONEXT PARIS VPAR	14		3	3	6	3
Citigroup Global Markets Limited XKZZ2Z2Z3MRHR2V93	13	3	3		3	4
HSBC BANK PLC MPR92VZBEU3JXPVY164	12	2	7	2		1
Deutsche Bank Aktiengesellschaft 7LTWZVCHX8D62W86	11	3	1	4		3
Goldman Sachs & Co LLC FORBUP2PH7HYLBN930	9	5	3			1
BME - BOLSAS Y MERCADOS ESPANOLAS BMEX	8	8				
WINTERFLOOD SECURITIES LIMITED 8BRUPV2VJ9G2R0765	7		1	2	4	
LIQUIDNET EUROPE LIMITED 213800ZDR93BEG3GM08	6		1	2		3
MORGAN STANLEY AND CO INTERNATIONAL PLC MSP	6	3	3			
Morgan Stanley S.V. 6493005AN08B8056L68	6	3		3		
NEW YORK STOCK EXCHANGE, INC. NYSE	6	2	1		1	2
RMB Morgan Stanley 649300873560GFU737	6		3			
SIX SWISS EXCHANGE SIXX	6		1		3	

DESTINATION LOCATOR REPORT



Locates appearances of given broker(s)/venues(s) across all RTS 28 and DA 65 reports by

- Class of financial instrument(s)
- Report type (Top 5 venue / top 5 broker, or Both),
- Category (Retail, Professional, SFT)

BestExHub
MIFID II Best Execution Report Hub

Resources | FAQs | Contact | Analysis | Logout

Search firm / venue

Destination Locator Report

I want to find...
Comma separate search terms if needed. Note that we will return partial matches based on name, but strict matches when using MIC or LEI.

Report Type: Report Period: Category:

Filter by report type if you like

Filter by category if you like

Class of Instrument:

This is a multi-select box. Simply click multiple rows if you need to filter by one or more instrument classes.

Filter Reporting Firm:

DA 65 2017

Reporting Firm	Instrument Class	Category	Destination	% volume trades	% orders executed	% passive orders	% aggressive orders	% directed orders
Aberforth Partners LLP (213808BTTX8C24E442)	Equities - Shares & Depository Receipts All tick sizes (2017)	Professional	LIQUIDNET EUROPE LIMITED 213802DR79RE5X0M68	0.046	0.071			
Baillie Gifford Overseas Limited (549300JAEENL04F352)	Equities - Shares & Depository Receipts All tick sizes (2017)	Professional	LIQUIDNET EUROPE LIMITED 213802DR79RE5X0M68	8.300	11.640			
Threadneedle Asset Management Limited (94030095ED24W744)	Equities - Shares & Depository Receipts All tick sizes (2017)	Professional	LIQUIDNET EUROPE LIMITED 213802DR79RE5X0M68	6.800	2.800			0.000
Newton Investment Management Limited (11444248JH20R0E326)	Equities - Shares & Depository Receipts All tick sizes (2017)	Professional	LIQUIDNET EUROPE LIMITED 213802DR79RE5X0M68	7.250	3.430			
Exane Limited (2138005HMTNZ0JF328)	Equities - Shares & Depository Receipts All tick sizes (2017)	Professional	LIQUIDNET EUROPE LIMITED 213802DR79RE5X0M68	1.000	1.000			0.000
Nordea Bank AB (65CQ2080AVREP3XFWS3)	Equities - Shares & Depository Receipts All tick sizes (2017)	Professional	LIQUIDNET EUROPE LIMITED 213802DR79RE5X0M68	0.000	0.001			
Aberdeen Asset Managers Limited (44030010ZZ0N191302)	Equities - Shares & Depository Receipts All tick sizes (2017)	Professional	LIQUIDNET EUROPE LIMITED 213802DR79RE5X0M68	6.640	8.200			
Exane SA (9655004P71652A000J27)	Equities - Shares & Depository Receipts All tick sizes (2017)	Professional	LIQUIDNET EUROPE LIMITED 213802DR79RE5X0M68	1.000	1.000			0.000
M&G Investment Management Limited (8F144H2D10049K3E4934)	Equities - Shares & Depository Receipts All tick sizes (2017)	Professional	LIQUIDNET EUROPE LIMITED 213802DR79RE5X0M68	10.050	14.950			
Royal London Asset Management Limited (2138004204MACBBTY240)	Equities - Shares & Depository Receipts All tick sizes (2017)	Professional	LIQUIDNET EUROPE LIMITED 213802DR79RE5X0M68	6.000	2.000			0.000
Jupiter Asset Management Limited	Equities - Shares & Depository Receipts All tick sizes (2017)	Professional	LIQUIDNET EUROPE LIMITED	7.450	6.490			0.000



BestExHub ANALYSIS SERVICE



Simple annual subscription fee

REPORT TYPE	ANNUAL SUBSCRIPTION FEE (GBP)
RTS 28/DA65	25,000

Small print:

- Covers all asset classes
- Firm wide access
- No per seat / per user restrictions
- Minimum term - only 12 months



Need some further information?

Check out BestExHub resource page
<https://bestexhub.com/resources>

or email info@bestexhub.com



BestExHub

The MiFID II Best Execution Report Hub

info@bestexhub.com

BestExHub.com

Registered Office: Wyndmere House, Ashwell Road, Steeple Morden, Hertfordshire, England. SG8 0NZ
Registered in England and Wales, Company number: 11050720

